

2008 National City/KHSAA Boys' Sweet 16 - Game Box Score

Shelby County Rockets vs. Lincoln County Patriots

Date: 03/120/2008 Time: 1;30 PM Site: Rupp Arena-Lexington, KY Attendance: 14386

Visitors: Lincoln County Patriots

##	Name	P	FG	3 Pt	FT	PTS	ORB	DRB	TR	PF	AST	TO	BS	ST	MIN
1	Matt Cooper		0/0	0/0	0/0	0	0	0	0	0	0	0	0	0	0:11
4	* Trevor Edgington		1/2	1/2	0/0	3	1	1	2	4	1	2	0	0	29:33
5	* Noah Keeton		6/15	3/9	1/1	16	0	1	1	3	1	1	1	2	21:42
10	Drew Jackson		0/0	0/0	0/0	0	0	0	0	0	0	0	0	0	0:39
12	* Ryan Young		4/13	0/4	6/6	14	1	2	3	2	7	1	1	1	31:10
14	* Dan Ralston		5/10	4/9	0/0	14	1	1	2	3	1	0	1	1	31:10
15	Seth Ellis		0/0	0/0	0/0	0	0	0	0	0	0	0	0	0	0:39
21	Cody Willis		1/1	0/0	0/0	2	0	0	0	1	0	1	0	1	0:39
22	* Ethan Spurlin		4/6	1/1	0/2	9	0	4	4	3	0	3	0	2	29:33
25	Skyler Gilbert		0/2	0/2	0/0	0	1	1	2	0	0	1	0	1	9:27
32	Colby Long		0/0	0/0	0/0	0	0	0	0	0	0	0	0	0	0:11
41	Trey Owsley		0/0	0/0	0/0	0	0	0	0	2	0	0	0	0	3:37
42	Zach Hill		0/0	0/0	0/0	0	0	1	1	0	0	0	0	0	0:11
44	Dylan Allison		0/0	0/0	0/0	0	0	0	0	0	0	0	0	0	0:39
11	Cody Hensley		0/1	0/1	0/0	0	0	0	0	0	0	0	0	0	0:39
	Team						0	0	0						
	Totals		21/50	9/28	7/9	58	4	11	15	18	10	9	3	8	160
	Total FG		1st Half	7/22	31.8%	2nd Half	14/28	50.0%	Game	21/50	42.0%				
	3 PT FG		1st Half	1/13	7.69%	2nd Half	8/15	53.3%	Game	9/28	32.1%				
	Free Throws		1st Half	0/0	0.00%	2nd Half	7/9	77.8%	Game	7/9	77.8%				

Home: Shelby County Rockets

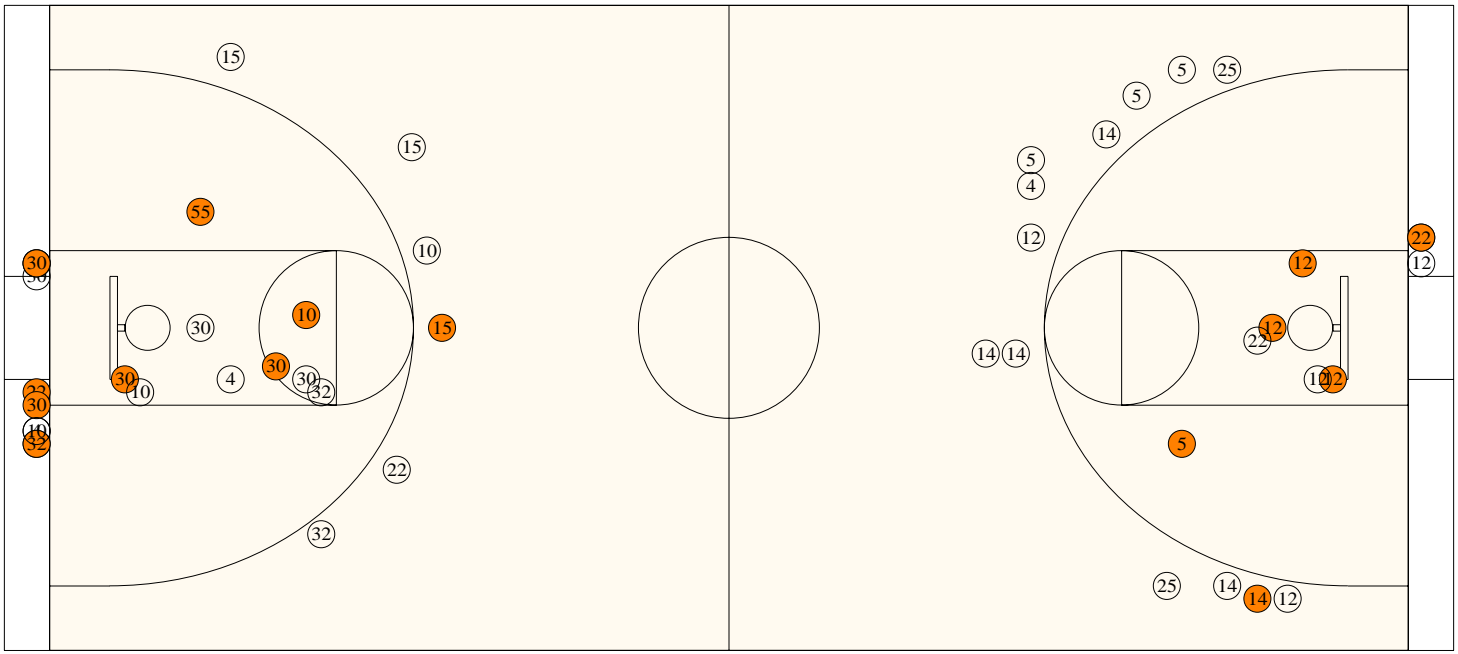
##	Name	P	FG	3 Pt	FT	PTS	ORB	DRB	TR	PF	AST	TO	BS	ST	MIN
4	* Alex Matthews		1/3	0/0	3/4	5	2	1	3	2	8	2	1	1	28:58
10	Norris Beckley, Jr.		2/6	0/1	0/0	4	0	1	1	1	1	0	0	2	12:57
12	Matthew Page		0/0	0/0	0/0	0	0	0	0	0	0	1	0	0	0:36
15	* Tim Sanford		2/8	1/3	2/4	7	1	4	5	0	2	0	0	0	28:17
22	* Cache Tomlinson		3/5	2/3	4/4	12	0	2	2	3	3	2	0	0	18:27
24	Nathan Bohannon		0/0	0/0	0/0	0	0	0	0	0	0	0	0	0	0:36
30	* Coty Minnis		11/14	0/0	3/6	25	3	7	10	1	2	1	0	0	29:59
32	Donovan Johnson		2/6	0/2	0/0	4	0	1	1	0	1	3	1	0	17:39
33	Eric Standafer		0/0	0/0	0/0	0	0	0	0	0	0	0	0	0	0:36
34	Matthew Purdom		0/0	0/0	0/0	0	0	0	0	0	0	1	0	0	0:46
40	* Alex Shehan		1/1	0/0	0/0	2	0	2	2	1	0	0	0	0	8:47
42	Tremont Rucker		0/1	0/0	0/0	0	0	1	1	0	0	0	0	0	0:36
55	Nigel Beach		3/3	0/0	5/8	11	1	4	5	1	2	1	1	0	11:46
31	Branden Cresap		0/0	0/0	0/0	0	0	0	0	0	0	0	0	0	DNP
	Team						5	3	8			1			
	Totals		25/47	3/9	17/26	70	12	26	38	9	19	12	3	3	160
	Total FG		1st Half	10/25	40.0%	2nd Half	15/22	68.2%	Game	25/47	53.2%				
	3 PT FG		1st Half	1/6	16.7%	2nd Half	2/3	66.7%	Game	3/9	33.3%				
	Free Throws		1st Half	2/4	50.0%	2nd Half	15/22	68.2%	Game	17/26	65.4%				

	LINC	SHELB		LINC	SHELB		LINC	SHELB
Free Throw Pts	7	17	3Pt Points	27	9	Pts/Possession	0.98	1.17
Pts off Turnovers	19	12	2nd Chance Points	5	12	Pts off Bench	2	19
Total Rebounds	15	38	Team Rebounds	0	8	Dead Ball Reb	2	7
Off Rebound %	13.3	52.2	Def Rebound %	47.8	86.7	Total Rebound %	28.3	71.7
3Pt Efficiency	-4.2	-5.3	Def. Stops	23	35	Pts/Shot	1.07	1.17
Technical Fouls	LINC	None						
	SHELB	None						
Officials	Johnny Webb, Cary Lyle, Troy Winders							

	Qtr 1	Qtr 2	Qtr 3	Qtr 4	OT 1	OT 2	OT 3	OT 4	Total
Lincoln County Patriots	8	7	19	24	0	0	0	0	58
Shelby County Rockets	15	8	18	29	0	0	0	0	70

Largest Lead SHELB 56 LINC 37 (19 pts) Lead Changes 0 Number of Ties 1
 Comments: None

FIRST HALF



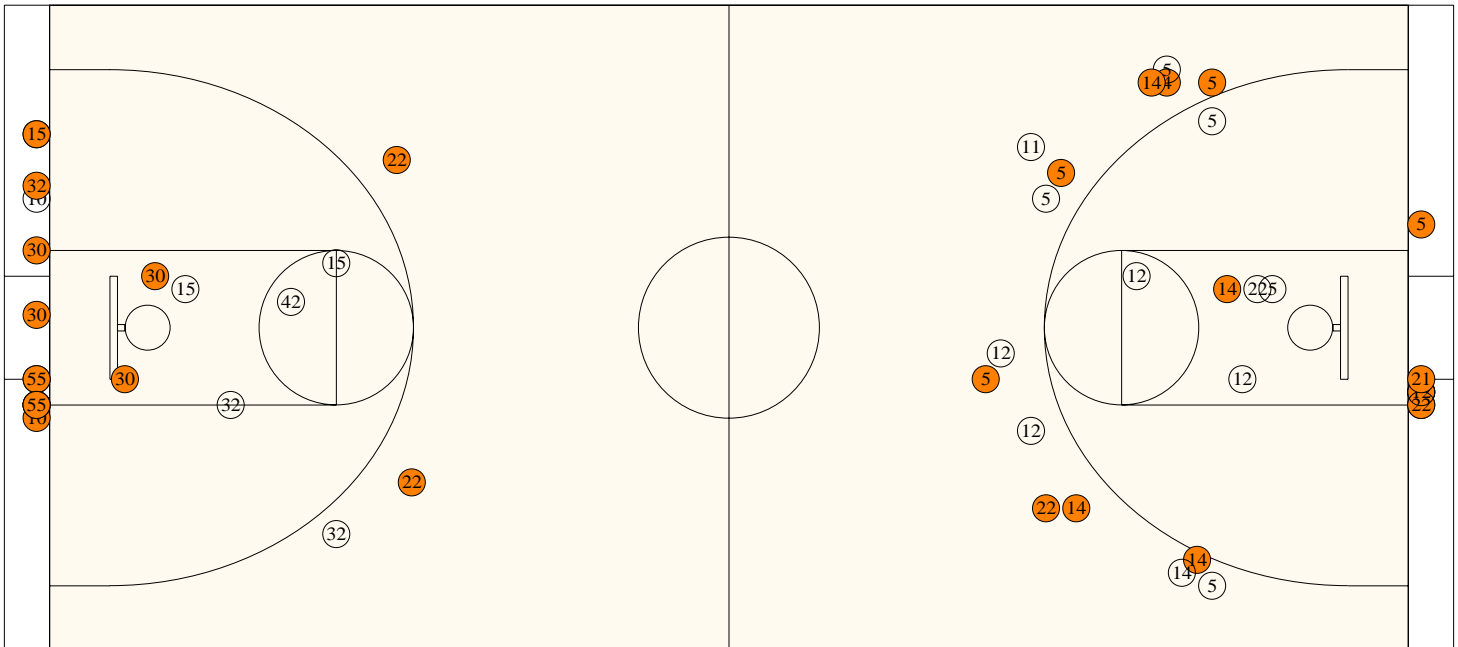
Shelby County

Shooting	Pts	Pts
2FG 9/19 (47.4%)	18	Pts/Shot 0.85
3FG 1/6 (16.7%)	3	2nd Eff Pts 4
TFG 10/25 (40.0%)		Pts off TO's 7
FT 2/4 (50.0%)	2	3Pt Eff -14.9
Scoring Distribution: 2FG 78.3% 3FG 13.0% FT 8.7%		

Lincoln County

Shooting	Pts	Pts
2FG 6/9 (66.7%)	12	Pts/Shot 0.68
3FG 1/13 (7.69%)	3	2nd Eff Pts 2
TFG 7/22 (31.8%)		Pts off TO's 2
FT 0/0 (0.00%)	0	3Pt Eff -36.8
Scoring Distribution: 2FG 80.0% 3FG 20.0% FT 0.0%		

SECOND HALF

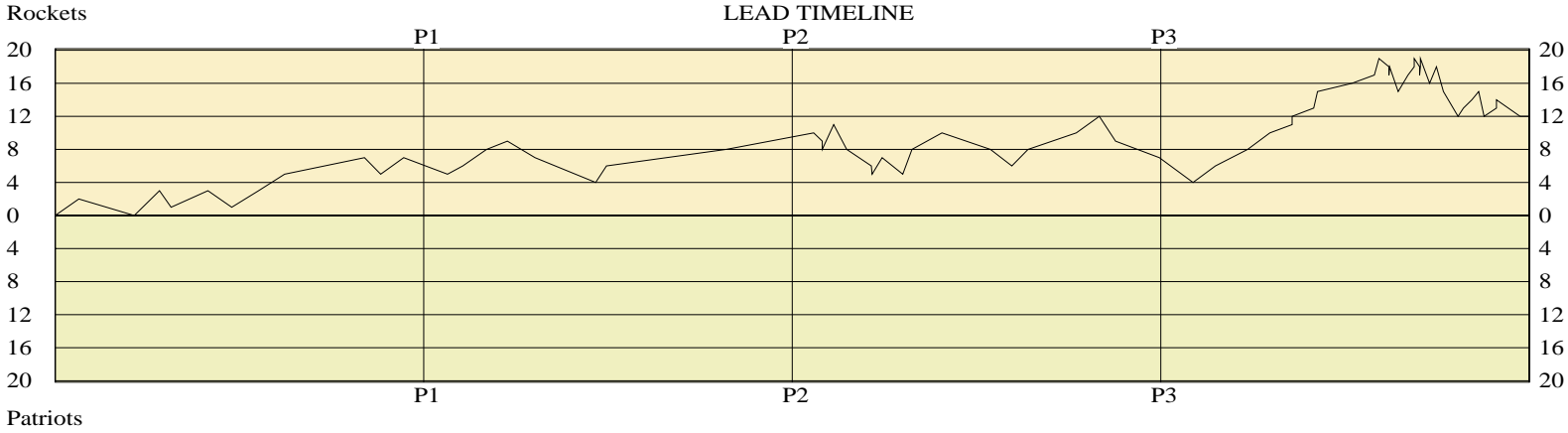


Shelby County

Shooting	Pts	Pts
2FG 13/19 (68.4%)	26	Pts/Shot 1.42
3FG 2/3 (66.7%)	6	2nd Eff Pts 8
TFG 15/22 (68.2%)		Pts off TO's 5
FT 15/22 (68.2%)	15	3Pt Eff +21.1
Scoring Distribution: 2FG 55.3% 3FG 12.8% FT 31.9%		

Lincoln County

Shooting	Pts	Pts
2FG 6/13 (46.2%)	12	Pts/Shot 1.34
3FG 8/15 (53.3%)	24	2nd Eff Pts 3
TFG 14/28 (50.0%)		Pts off TO's 17
FT 7/9 (77.8%)	7	3Pt Eff +22.6
Scoring Distribution: 2FG 27.9% 3FG 55.8% FT 16.3%		



2008 National City/KHSAA Boys' Sweet 16 - Play by Play Report - Scoring Only (pg 1)
Shelby County Rockets vs. Lincoln County Patriots
Date: 03/120/2008 Time: 1:30 PM Site: Rupp Arena-Lexington, KY Attendance: 14386

Name	Action	Action	Score	Clock	Diff	Name	Action	Action
C Minnis	Putback Made		2-0	1 7:29	+2 (L1)			
			2-2	1 6:17	(T1)	R Young	FG Made	
T Sanford	3Pt Made	C Tomlinson Assist	5-2	1 5:44	+3			
			5-4	1 5:29	+1	R Young	Layup Made	N Keeton Assist
C Tomlinson	Layup Made		7-4	1 4:41	+3			
			7-6	1 4:10	+1	N Keeton	FG Made	
A Shehan	Layup Made	T Sanford Assist	9-6	1 3:35	+3			
D Johnson	Layup Made	N B Jr. Assist	11-6	1 3:01	+5			
C Minnis	FG Made	A Matthews Assist	13-6	1 1:17	+7			
			13-8	1 0:56	+5	R Young	Putback Made	
C Minnis	Layup Made	A Matthews Assist	15-8	1 0:26	+7			

End of Period Summary Rockets 15 Patriots 8

Largest Lead: Rockets 13 Patriots 6 (7 pts)	Lead Changes: 1 Ties: 1
Lead in Period: Rockets 13 Patriots 6 (7 pts)	Lead Changes: 0 Ties: 1 (this period)
1 for 0 oppo pts	Turnovers
3 for 2 pts	2nd Chances
7/15 for 46.7 %	Field Goals
0/0 for 0.00 %	Free Throws
	2 for 4 oppo pts
	3 for 2 pts
	4/15 for 26.7 %
	0/0 for 0.00 %

C Minnis	FT Made		15-10	2 7:29	+5	E Spurlin	Layup Made	
C Minnis	Layup Made	C Tomlinson Assist	16-10	2 7:09	+6			
T Sanford	FT Made		18-10	2 6:38	+8			
			19-10	2 6:11	+9			
			19-12	2 5:35	+7	R Young	FG Made	
			19-15	2 4:16	+4	D Ralston	3Pt Made	
N B Jr.	FG Made		21-15	2 4:02	+6			
N Beach	FG Made	A Matthews Assist	23-15	2 1:26	+8			

End of Period Summary Rockets 23 Patriots 15

Largest Lead: Rockets 19 Patriots 10 (9 pts)	Lead Changes: 1 Ties: 1
Lead in Period: Rockets 19 Patriots 10 (9 pts)	Lead Changes: 0 Ties: 0 (this period)
3 for 2 oppo pts	Turnovers
4 for 2 pts	2nd Chances
3/10 for 30.0 %	Field Goals
2/4 for 50.0 %	Free Throws
	3 for 3 oppo pts
	0 for 0 pts
	3/7 for 42.9 %
	0/0 for 0.00 %

C Minnis	FG Made	C Tomlinson Assist	25-15	3 7:32	+10			
C Tomlinson	Personal Foul		25-16	3 7:21	+9	R Young	FT Made	
			25-17	3 7:21	+8	R Young	FT Made	
C Tomlinson	3Pt Made	C Minnis Assist	28-17	3 7:06	+11			
			28-20	3 6:49	+8	T Edgington	3Pt Made	R Young Assist
			28-22	3 6:17	+6	N Keeton	Layup Made	
C Tomlinson	Personal Foul		28-23	3 6:16	+5	N Keeton	FT Made	
C Minnis	Layup Made	D Johnson Assist	30-23	3 6:03	+7			
			30-25	3 5:36	+5	N Keeton	Layup Made	R Young Assist
C Tomlinson	3Pt Made	A Matthews Assist	33-25	3 5:24	+8			
C Minnis	Layup Made	A Matthews Assist	35-25	3 4:45	+10			
			35-27	3 3:42	+8	E Spurlin	Layup Made	R Young Assist
			35-29	3 3:14	+6	E Spurlin	Layup Made	R Young Assist
C Minnis	Layup Made		37-29	3 2:53	+8			

2008 National City/KHSAA Boys' Sweet 16 - Play by Play Report - Scoring Only (pg 2)
Shelby County Rockets vs. Lincoln County Patriots
Date: 03/120/2008 Time: 1:30 PM Site: Rupp Arena-Lexington, KY Attendance: 14386

Name	Action	Action	Score	Clock	Diff	Name	Action	Action
C Minnis	Putback Made		39-29	3 1:50	+10			
N B Jr.	Layup Made		41-29	3 1:20	+12			
			41-32	3 0:59	+9	D Ralston	3Pt Made	R Young Assist
			41-34	3 0:02	+7	D Ralston	FG Made	

End of Period Summary Rockets 41 Patriots 34

Largest Lead: Rockets 41 Patriots 29 (12 pts)	Lead Changes: 1 Ties: 1
Lead in Period: Rockets 41 Patriots 29 (12 pts)	Lead Changes: 0 Ties: 0 (this period)
5 for 9 oppo pts	1 for 0 oppo pts
1 for 2 pts	0 for 0 pts
8/13 for 61.5 %	7/13 for 53.8 %
0/0 for 0.00 %	3/5 for 60.0 %

			41-37	4 7:18	+4	D Ralston	3Pt Made	R Young Assist
D Johnson	Layup Made	C Minnis Assist	43-37	4 6:49	+6			
A Matthews	Layup Made	T Sanford Assist	45-37	4 6:07	+8			
N Beach	Layup Made	A Matthews Assist	47-37	4 5:38	+10			
A Matthews	FT Made		48-37	4 5:09	+11	E Spurlin	Personal Foul	
A Matthews	FT Made		49-37	4 5:09	+12			
N Beach	FT Made		50-37	4 4:41	+13	R Young	Personal Foul	
C Minnis	Layup Made	N Beach Assist	52-37	4 4:36	+15			
A Matthews	FT Made		53-37	4 3:51	+16			
T Sanford	FT Made		54-37	4 3:22	+17	R Young	Personal Foul	
N Beach	Layup Made	A Matthews Assist	56-37	4 3:16	+19			
C Tomlinson	Personal Foul		56-38	4 3:03	+18	R Young	FT Made	
			56-39	4 3:03	+17	R Young	FT Made	
C Minnis	FT Made		57-39	4 3:02	+18			
			57-42	4 2:51	+15	N Keeton	3Pt Made	T Edgington Assist
T Sanford	Layup Made	N Beach Assist	59-42	4 2:38	+17			
N Beach	FT Made		60-42	4 2:30	+18			
N Beach	FT Made		61-42	4 2:30	+19			
A Matthews	Personal Foul		61-43	4 2:23	+18	R Young	FT Made	
			61-44	4 2:23	+17	R Young	FT Made	
C Tomlinson	FT Made		62-44	4 2:22	+18	T Edgington	Personal Foul	
C Tomlinson	FT Made		63-44	4 2:22	+19			
			63-47	4 2:10	+16	N Keeton	3Pt Made	
C Minnis	Dunk Made	A Matthews Assist	65-47	4 2:01	+18			
			65-50	4 1:52	+15	D Ralston	3Pt Made	
			65-53	4 1:33	+12	E Spurlin	3Pt Made	D Ralston Assist
C Minnis	FT Made		66-53	4 1:26	+13	T Edgington	Personal Foul	
N Beach	FT Made		67-53	4 1:15	+14			
N Beach	FT Made		68-53	4 1:06	+15			
			68-56	4 0:59	+12	N Keeton	3Pt Made	R Young Assist
C Tomlinson	FT Made		69-56	4 0:43	+13	C Willis	Personal Foul	
C Tomlinson	FT Made		70-56	4 0:43	+14			
			70-58	4 0:12	+12	C Willis	Layup Made	

End of Period Summary Rockets 70 Patriots 58

Largest Lead: Rockets 56 Patriots 37 (19 pts)	Lead Changes: 1 Ties: 1
Lead in Period: Rockets 56 Patriots 37 (19 pts)	Lead Changes: 0 Ties: 0 (this period)
3 for 8 oppo pts	3 for 5 oppo pts
4 for 6 pts	1 for 3 pts

OFFICIAL BASKETBALL BOX SCORE
Lincoln County Patriots vs Shelby County Rockets

03/120/2008 1:30 PM
Final Box Score

Rupp Arena
Lexington, KY

No.	Lincoln County Patriots	Total FG		3-point		Free throw		Rebounds			F	TP	A	TO	BLK	STL	MIN		
		FG	FGA	FG	FGA	FT	FTA	Off	Def	Tot									
1	Matt Cooper	0	0	0	0	0	0	0	0	0	0	0	0	0	0	0	0:11		
4	Trevor Edgington	1	2	1	2	0	0	1	1	2	4	3	1	2	0	0	29:33		
5	Noah Keeton	6	15	3	9	1	1	0	1	1	3	16	1	1	1	2	21:42		
10	Drew Jackson	0	0	0	0	0	0	0	0	0	0	0	0	0	0	0	0:39		
12	Ryan Young	4	13	0	4	6	6	1	2	3	2	14	7	1	1	1	31:10		
14	Dan Ralston	5	10	4	9	0	0	1	1	2	3	14	1	0	1	1	31:10		
22	Ethan Spurlin	4	6	1	1	0	2	0	4	4	3	9	0	3	0	2	29:33		
25	Skyler Gilbert	0	2	0	2	0	0	1	1	2	0	0	0	1	0	1	9:27		
41	Trey Owsley	0	0	0	0	0	0	0	0	0	2	0	0	0	0	0	3:37		
15	Seth Ellis	0	0	0	0	0	0	0	0	0	0	0	0	0	0	0	0:39		
21	Cody Willis	1	1	0	0	0	0	0	0	0	1	2	0	1	0	1	0:39		
44	Dylan Allison	0	0	0	0	0	0	0	0	0	0	0	0	0	0	0	0:39		
11	Cody Hensley	0	1	0	1	0	0	0	0	0	0	0	0	0	0	0	0:39		
32	Colby Long	0	0	0	0	0	0	0	0	0	0	0	0	0	0	0	0:11		
42	Zach Hill	0	0	0	0	0	0	0	1	1	0	0	0	0	0	0	0:11		
Team (Included in Totals)											0	0	0						
Totals		21	50	9	28	7	9	4	11	15	18	58	10	9	3	8	160		
Total FG%:1st half 7 - 22 (31.8%) 2nd half 14 - 28 (50.0%) Game 21 - 50 (42.0%)											Deadball rebounds								
3Pt FG%: 1st half 1 - 13 (7.69%) 2nd half 8 - 15 (53.3%) Game 9 - 28 (32.1%)											2								
FT%: 1st half 0 - 0 (0.00%) 2nd half 7 - 9 (77.8%) Game 7 - 9 (77.8%)																			
No.	Shelby County Rockets	Total FG		3-point		Free throw		Rebounds			F	TP	A	TO	BLK	STL	MIN		
		FG	FGA	FG	FGA	FT	FTA	Off	Def	Tot									
4	Alex Matthews	1	3	0	0	3	4	2	1	3	2	5	8	2	1	1	28:58		
10	Norris Beckley, Jr.	2	6	0	1	0	0	0	1	1	1	4	1	0	0	2	12:57		
12	Matthew Page	0	0	0	0	0	0	0	0	0	0	0	0	1	0	0	0:36		
15	Tim Sanford	2	8	1	3	2	4	1	4	5	0	7	2	0	0	0	28:17		
22	Cache Tomlinson	3	5	2	3	4	4	0	2	2	3	12	3	2	0	0	18:27		
30	Coty Minnis	11	14	0	0	3	6	3	7	10	1	25	2	1	0	0	29:59		
32	Donovan Johnson	2	6	0	2	0	0	0	1	1	0	4	1	3	1	0	17:39		
55	Nigel Beach	3	3	0	0	5	8	1	4	5	1	11	2	1	1	0	11:46		
40	Alex Shehan	1	1	0	0	0	0	0	2	2	1	2	0	0	0	0	8:47		
34	Matthew Purdom	0	0	0	0	0	0	0	0	0	0	0	0	1	0	0	0:46		
24	Nathan Bohannon	0	0	0	0	0	0	0	0	0	0	0	0	0	0	0	0:36		
33	Eric Standafer	0	0	0	0	0	0	0	0	0	0	0	0	0	0	0	0:36		
42	Tremont Rucker	0	1	0	0	0	0	0	1	1	0	0	0	0	0	0	0:36		
31	Branden Cresap	0	0	0	0	0	0	0	0	0	0	0	0	0	0	0	DNP		
Team (Included in Totals)											5	3	8						
Totals		25	47	3	9	17	26	12	26	38	9	70	19	12	3	3	160		
Total FG%:1st half 10 - 25 (40.0%) 2nd half 15 - 22 (68.2%) Game 25 - 47 (53.2%)											Deadball rebounds								
3Pt FG%: 1st half 1 - 6 (16.7%) 2nd half 2 - 3 (66.7%) Game 3 - 9 (33.3%)											7								
FT%: 1st half 2 - 4 (50.0%) 2nd half 15 - 22 (68.2%) Game 17 - 26 (65.4%)																			

Technical Fouls: None

Attendance: 14386

Officials: Johnny Webb, Cary Lyle, Troy Winders

Score by Period	1st	2nd	3rd	4th	Final	Record	Overall	Conf
Lincoln County Patriots	8	7	19	24	58	Patriots		
Shelby County Rockets	15	8	18	29	70	Rockets		

Points off Turnovers	12	19	Second Effort Points	12	5	Bench Points	19	2
Points in the Paint	38	22	3 Point Points	9	27	Free Throw Points	17	7
3pt Efficiency	-5.3	-4.2	Points/Shot	1.17	1.07	Defensive Stops	35	23
Largest Lead	56	37 (19 pts)	Lead Changes	0		Number of Ties	1	

Game comments: None